




# 12 Days of Christmas Lego Nativity Challenge

## How to Use:

1. Print and cut cards.
2. Each day take a card and make the Figure to add to your nativity scene.
3. Read the accompanying verse.
4. When all Figures have been completed, read the Full story.




Day 1:  
Stable



Micah 5:2

Day 2:  
Donkey



Luke 2:1,3

Day 3:  
Joseph



Luke 2:4


Day 4:  
Mary



Luke 2:5




Day 5:  
Sheep




Luke 2:8-11

Day 6:  
Cow



Luke 2:12

Day 7:  
Shepherd



Luke 2:16

Day 8:  
Wise man 1



Matthew 2:1-2



Day 9:  
Wiseman 2




Matthew 2:3-8

Day 10:  
Wiseman 3




Matthew 2:9-12

Day 11:  
Manger




Luke 2:6-7

Day 12:  
Jesus



Isaiah 9:6





Matthew 1:18 – 2:12, Luke 2:1–20